

Ambient Intelligence and Digital Phenotyping: A Multi-Layered Framework for Context-Aware Alzheimer’s Care and Cognitive Support

Ashwini Patil¹, Yogita S. Kanaki², Radha S. Deshmukh³, Vivek S. Kamble⁴, Amruta B. Kedari⁵, Ajay A. Aldar⁶

¹²³⁴⁵⁶MCA, MES IMCC, Pune, Maharashtra, India

¹asp.imcc@mespune.in, ²yogitakanaki20@gmail.com, ³radhadesh17@gmail.com, ⁴mrivekkamble8@gmail.com,

⁵amrutakedari843@gmail.com, ⁶ajayaldar1077@gmail.com

<p>Peer Review Information</p> <p><i>Type: Article</i> <i>Received: 18 March 2026</i> <i>Revised: 01 April 2026</i> <i>Accepted: 18 May 2026</i> <i>Published: 01 June 2026</i></p>	<p style="text-align: center;">Abstract</p> <p>The management of ADRD patients is moving more and more toward a continuous monitoring approach using everyday environments rather than the traditional episodic clinical testing. Although classical neuropsychological evaluation is still helpful, it fails to recognize the minor changes in behavior that mark the early phase of cognitive decline. Ambient intelligence, in conjunction with digital phenotyping, may offer an alternative approach for unobtrusive continuous monitoring of ADRD patients. In this paper, we present a hierarchical architecture that may be applied to monitor and aid ADRD patients. The proposed hierarchical architecture is composed of wearable devices, motion sensor analysis, acoustic signal processing, machine learning algorithms, and context-aware natural language processing. Besides detecting behavior modifications that might signify the onset of the illness, the proposed architecture also enables real-time assistance to the patients. Moreover, the proposed architecture addresses the requirement for privacy-preserving solutions, such as federated learning, and the ethical concerns that must be taken into account during the process. Additionally, the proposed architecture considers the legal requirements that should be met in such a system and the critical human-centered design factors.</p> <p>Keywords: Digital Phenotyping, Ambient Intelligence, Alzheimer’s Disease, Wearable Sensors, Machine Learning, Natural Language Processing, Context-Aware Care, Federated Learning.</p>
--	--

How to Cite This Article

Patil, A. Kanaki, Y. Deshmukh, R. Kamble, V. Kedari, A. Aldar, A. (2026). Ambient Intelligence and Digital Phenotyping: A Multi-Layered Framework for Context-Aware Alzheimer’s Care and Cognitive Support. *Multidisciplinary Journal of Research in Engineering and Technology*13(2), 187–193.

Introduction

Alzheimer's disorder and associated Dementias (ADRD) constitute a sizeable international fitness subject, impacting thousands and thousands of people internationally. these neurodegenerative conditions steadily impair reminiscence, communicate, reasoning, and the capacity to carry out day by day responsibilities. even though gear including the Mini-mental country examination (MMSE) and the Montreal Cognitive evaluation (MoCA) are widely used for analysis and control, they offer most effective periodic tests and fail to mirror the constantly evolving nature of these disorders. As a end result, early symptoms—often diffused and variable—may work overlooked until the condition has significantly stepped forward [1]. A key limitation of contemporary dementia care procedures is their reliance on occasional scientific opinions and feedback from caregivers. Such methods do not fully capture a patient's behavior in real-lifestyles settings. moreover, caregivers may not constantly be capable of continuously monitor patients, specifically in environments with limited assets, that could compromise effective supervision [2]. Advances in wearable gadgets, sensor systems, artificial intelligence, and statistics analytics have introduced a transformative approach to healthcare monitoring. This emerging idea, referred to as digital phenotyping, permits continuous and real-time monitoring of fitness-associated information. by way of utilising wearable gadgets and smart environments, affected person information may be accumulated passively with out requiring active enter. numerous behavioral and physiological parameters can for this reason be monitored seamlessly [3]. This non-stop commentary lets in for the detection of small deviations from an character's standard behavior, which can also suggest early cognitive decline. as an example, changes in walking patterns, sleep conduct, hobby ranges, and every day routines had been related to the early levels of Alzheimer's sickness [4]. furthermore, device getting to know and deep mastering strategies beautify this method via reading massive datasets and figuring out complicated styles which are difficult to stumble on thru traditional strategies [5]. while this generation has shown widespread capability in its utility, numerous challenges nonetheless exist for this technology to be successfully utilized in its utility. for example, there is the problem of patient variability, noise, and ensuring that this technology is capable of learn and adapt to diseases development. there's also the ethical factor, especially regarding non-stop monitoring and series of affected person data, and this element performs a vital position within the effectiveness of those technologies [6]. The idea of ambient intelligence provides a innovative idea for the control of dementia, because it includes sensing, computing, and clever decisionmaking abilities in the patient's surroundings. this is very unique from different technologies, as ambient intelligence technologies can provide help to the affected person. This assistance is very important, as those technology can provide well timed reminders, understand extraordinary behaviors, and help the affected person in every day sports, thereby selling independence [7]. regarding the above, this paper proposes a multi-layered framework for context-aware Alzheimer's management, along with virtual phenotyping, multimodal sensor fusion, system learning architectures, and privateness maintaining technology. by filling the gap between technology and scientific application, this paper objectives to make substantial contributions to the improvement of wise, scalable, and human-centered technologies for Alzheimer's management and satisfactory of existence for humans tormented by Alzheimer's sickness.

Literature Review

The present technological advancements of digital phenotyping have resulted in transformation in the conventional approach towards assessment of cognitive ability of a person based on continuous monitoring of behavioral and physiological factors [1][2]. Unlike the conventional method of evaluation that entails occasional observation, the process of digital phenotyping makes it possible to gather information for a considerable period of time, which would truly reflect the experiences of a person [3]. Based on what past researches about wearable and remote sensing technologies have revealed, differences have been recognized in the realms of sleep, motor, and voice, which could act as markers for cognitive disorders or neurodegeneration [1][2]. With the help of wearable devices and mobile health application, continuous data could be obtained under normal conditions, which is among the key benefits of implementing the technology [3]. Through the use of the accelerometer, gyroscope, actigraphy, and GPS sensor, an enormous quantity of data could be collected on the movements and activities of the person [1][3][5]. Besides movements, vocal activity is also being considered very important nowadays. For instance, small changes in vocal characteristics (changes in intonation, speech rate, pauses, jitter, and shimmer) signify the onset of neurological disorders [4][6][8]. On top of that, developments in the field of NLP have made it possible to identify features of language, like the vocabulary size and pronouns usage [11][14]. The factors listed above appear useful in separating healthy people from those who suffer from mild cognitive impairment and Alzheimer's disease [11][14]. In the case of computing technologies, machine and deep learning models can mine multimodal data [15]. While CNN models identify features, LSTM and GRU neural networks allow for behavior pattern analysis over time [15][17]. In addition, GCNs have turned out to be quite useful in evaluating the spatial elements of motion patterns (gait) [15][17]. In simpler terms, with such an approach, it becomes possible to identify complicated behavior patterns. Another problem associated with the continuous monitoring of patients is the concept drift because the behavior of the person under observation will inevitably change as the illness progresses [16][17]. Now, there are many studies dedicated to

designing context-aware assistance systems. The intelligent assistive system will use the information on users and their surroundings when suggesting actions for the users [18][19]. Researchers found out that context-aware assistance systems perform better than conventional systems [18][19]. Moreover, there are also hybrid alerting systems that provide alerts in such a way that would decrease the burden on caregivers while still guaranteeing patient safety [20]. Nevertheless, the issue of privacy needs to be addressed when applying such technologies. The system collects user behavior information, user locations, and voice data. There are security measures that can protect personal information. These steps include the application of privacy-preserving technologies that make it possible to train machine learning models using no raw data [21][25]. Moreover, certain measures are undertaken to protect users’ data [21][25]. The HIPPA, GDPR, and the EU AI Act are also applied [26][29].

Architecture

The Architecture for Context-Aware Alzheimer’s Care is a system that helps people with memory loss. It is made up of layers that work together to support patients. The system is different from systems because it uses wearable devices, machine learning models and self-adjusting support tools to help patients with memory loss. It does not just rely on medical checks. The Architecture for Context-Aware Alzheimer’s Care includes layers. Each layer is responsible for tracking and analyzing aspects of patients everyday behavior.

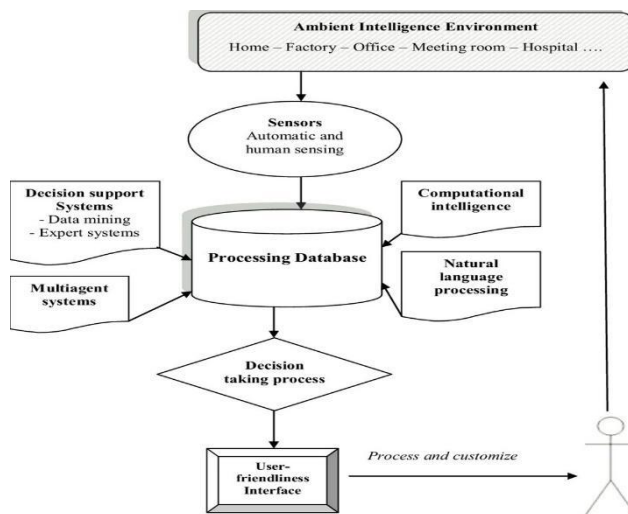


Fig 1. Overall Architecture of Ambient Intelligence Framework

Digital Phenotyping Layer

This layer gathers data continuously and automatically using tools like devices, smartphones and sensors in the environment. The Digital Phenotyping Layer collects information about behavior and physical signs without requiring users to take action. This layer does not interfere with life. The main sources of data include movement, speech, location and body signals such as heart rate variation. The data collected here is called biomarkers. The digital biomarkers help detect signs of memory loss by showing changes from normal behavior patterns [1][3].

Sensor Integration Layer

This layer combines data from sensors, such as accelerometers, gyroscopes, GPS, microphones, photoplethysmography sensors, electrodermal activity sensors and smart home devices. The Sensor Integration Layer gives a picture of the user’s physical and environmental conditions. Motion data helps spot changes in walking, balance, falls and wandering. Physiological and speech data show stress levels, emotions and brain health. Merging types of data makes the Architecture for Context-Aware Alzheimer’s Care more precise and dependable [5][7].

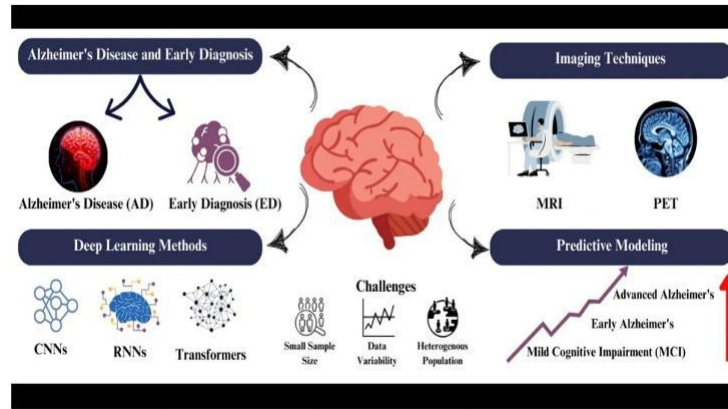


Fig 2. Multimodal Sensor Data Integration

Speech and Language Analysis Layer

This layer studies both sound and language features. The Speech and Language Analysis Layer looks at speech details like voice unevenness, pitch changes, speaking speed, pauses and tone. These details are used to find irregularities that might suggest brain issues. Natural Language Processing is used to examine how people speak. These features are important for identifying signs of memory problems. Changes in language can be a sign of Alzheimer's disease [4][6][11].

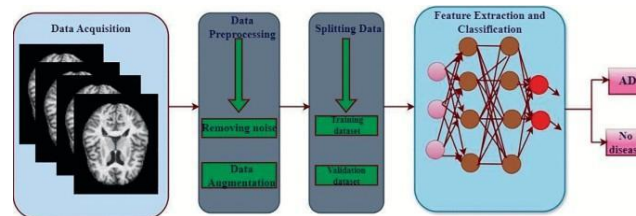


Fig 3. Speech and NLP Processing Pipeline

Machine Learning and Inference Layer

This layer uses machine learning to analyze data over time. From multiple sources to find important patterns. The Architecture for Context-Aware Alzheimer's Care uses algorithms to provide insights. These algorithms include Convolutional Neural Networks (CNNs), Long Short-Term Memory networks (LSTM), Gated Recurrent Units (GRUs), Random Forests, AdaBoost and Graph Convolutional Networks (GCNs). These tools are used to classify brain states identify behaviors and predict how the disease might progress. The system uses a setup that connects local devices with the cloud to handle changes in patients conditions over time [15][17].

Context-Aware Assistance Layer

The Context-Aware Assistance Layer makes decisions. Provides real-time support based on the insights from the machine learning model. For example if the Architecture for Context-Aware Alzheimer's Care notices that a patient is forgetting to take medication it sends a reminder at a time. The system can also offer guidance with directions or social support to the patient. This real-time help is quiet and relevant helping patients maintain independence and stay active [18] [19].

Caregiver and Alert Management Layer

The Caregiver and Alert Management Layer is another part of the system. This layer includes an alert system that uses both rule-based and AI-based methods to manage alerts. The Caregiver and Alert Management Layer helps reduce the number of false warnings. It prioritizes events like falls, lack of movement or unusual wandering right away. This makes the Architecture for Context-Aware Alzheimer's Care more efficient for caregivers. Improves the overall care for patients [20].

Privacy and Compliance Layer

The Privacy and Compliance Layer is the layer. This layer is important because health and behavior data is sensitive. The Architecture for Context-Aware Alzheimer's Care uses federated learning to train models while keeping users' data private. It also uses differential privacy to make sure data can't be traced back to individuals. The system is built to follow rules like HIPAA, GDPR and the EU AI Act ensuring transparent use of this technology in healthcare. The Architecture, for Context-Aware Alzheimer's Care is designed to protect data and ensure that it is used responsibly [21][29].

Result

Comparative Analysis of Proposed Methodology with Existing Methods:-

Existing methods for monitoring Alzheimer patients have been studied. The existing a comparison between existing techniques and the proposed ambient intelligence and digital phenotyping approach highlights the superior performance of the proposed method.

Proposed Methodology (Ambient Intelligence Framework)

The suggested approach employs ambient intelligence technology along with wearable devices and models based on machine learning. The key characteristics of the proposed system include the following:

Continuous Monitoring: The approach provides for uninterrupted monitoring of patients' states and real-time monitoring of such behavior aspects as movement patterns, sleep schedules, speech patterns, and daily activities for an early diagnosis of cognitive deterioration.

Multimodal Data Analysis: The approach takes into account data provided by various sensors, namely, accelerometers, GPS, speech patterns, and physiological parameters to get better insights into patient's state.

Machine Learning Integration: The model suggests using models such as CNN, LSTM, Random Forest, and GCN that will process data and predict further disease progression and behavior deviations.

Smart Assistance and Reminders: The approach can offer assistance based on real-time contexts that is expected to help patients stay independent while reducing caregiver's load.

Scalability and Adaptability: The suggested approach is scalable to enable federated learning and differential privacy.

Data Security Measures: Federated learning and differential privacy are used to secure data.

Standard Clinical Assessment Approaches

Standard procedures used for Alzheimer's detection are basically focused on some clinical tests like MMSE and MoCA. Some of the key features associated with these procedures are described below:

Periodical Process: Such processes are performed after some specified period of time. There is a possibility that behavior changes made by the patients over some period of time during a particular day might not be considered.

Limited Scope of Data: Such processes are based on limited amount of data. They do not help in monitoring of continuous data.

Highly Reliable in a Clinical Environment: Such methods are useful in collecting reliable data. They are applicable in a clinical setting.

No Real-Time Support: These approaches focus on diagnosing the disease. They do not help in providing any assistance to the patient.

Dependency on Clinical Visits: They depend on the visits to a clinical environment.

Wearable-Based Monitoring Systems

Wearable-based monitoring systems can be termed as an intermediary approach. This approach makes use of various wearables for the purpose of cognitive health monitoring. Some of the features of such systems are:

Activity Monitoring: Such systems are designed to make use of activity tracking sensors.

Early Risk Indicators: Such systems utilize the level of physical activity as well as changes in sleep patterns as initial risk indicators for recognizing cognitive impairment.

Limited Context Awareness: Even though such technology works effectively in monitoring and data gathering, no smart assistance can be provided by this system.

Data Processing Limitations: Systems under discussion utilize statistical approaches for data analysis purposes and cannot implement advanced machine learning algorithms.

Partial Accessibility: While being useful for monitoring patients, this solution does not provide for any cognitive assistance features nor caregiver support functionality.

Conclusion and Future Scope

Conclusion

The integration of ambient intelligence and digital phenotyping has been suggested as a new result for perfecting the health and safety of cases suffering from Alzheimer's Disease [1][3][5]. It's possible to cover the geste and conditioning of similar cases using advanced technologies in order to determine the signs of cognitive diseases at an early stage of their development [1][4]. The monitoring of the cases' daily exertion is pivotal since the early symptoms can fluently go unnoticed by the case himself and other people due to their subtle nature [2]. The operation of the presented approach presupposes the transition from the static styles for assessing the health condition of cases to an advanced system that allows conducting the nonstop monitoring of their performance [3][5]. The perpetration of machine literacy and other innovative styles allows prognosticating the problems and furnishing cases with applicable backing at the right time [15][17][18]. Eventually, the system includes multitudinous mechanisms aimed at securing sensitive information related to

cases. In this case, it's necessary to insure that the data used in the process of monitoring and assaying cases' conditioning remains nonpublic [21][25][26][29].

Future Scope

A number of implicit exploration directions have surfaced in relation to the operation of advanced technologies for Alzheimer's care exercising ambient intelligence [5][7]. As technology continues to advance and artificial intelligence and machine literacy come decreasingly refined, unborn systems will probably come more accurate in their assessments and better equipped to identify and dissect sophisticated behavioral patterns [15][17]. unborn studies could examine the effectiveness of multilingual and culturally adaptive algorithms to insure wider acceptance and connection [11][14]. also, the notion of particular digital biomarkers, which can be created by using long-term behavioral data, may allow for more accurate prognostications about cognitive impairment [1][3]. In addition, unborn exploration might address the integration of ambient intelligence with robotics and intelligent virtual sidekicks in order to produce an terrain that supports cognitive functions and helps cases perform routine tasks [18][19]. Such an approach can prop cases in navigation and communication while completing their diurnal routines [18][19]. Overall, the development of ambient intelligence operations in the field of Alzheimer's care will profit significantly from cooperation between professionals in drug, engineering, and academia [26][29].

References

1. S. Kourtis, E. Regele, M. Wright, and A. Jones, "Digital biomarkers for Alzheimer's disease: the mobile/wearable devices opportunity," *npj Digital Medicine*, vol. 2, no. 9, 2019.
2. B. Martinez-Martin et al., "Ethical issues in digital phenotyping for Alzheimer's disease," *Alzheimer's & Dementia*, vol. 14, no. 7, pp. 925–934, 2018.
3. J. Onnela and S. Rauch, "Harnessing smartphone-based digital phenotyping to enhance behavioral and mental health," *Neuropsychopharmacology*, vol. 41, no. 7, pp. 1691–1696, 2016.
4. M. Garcia et al., "Dementia detection from speech using machine learning and deep learning architectures," *Sensors*, vol. 22, no. 23, pp. 9311, 2022.
5. S. Patel et al., "Integration of wearable devices and artificial intelligence in Alzheimer's disease: a scoping review protocol," *PLOS One*, vol. 18, no. 3, 2023.
6. T. Nguyen et al., "Integrating acoustic, prosodic, and phonological features for automatic Alzheimer's detection," *bioRxiv*, 2026.
7. D. Wilson et al., "Powered wearable technologies for dementia care," in *Proc. Int. Conf. Health Informatics*, SciTePress, 2025.
8. K. Johnson et al., "Voice biomarkers as indicators of cognitive changes in middle and later adulthood," *MIDUS Study Report*, 2021.
9. P. Sharma et al., "Affective prosody and cortical activation in dementia of the Alzheimer's type: an exploratory acoustic and fNIRS study," *Frontiers in Aging Neuroscience*, vol. 15, 2023.
10. R. Mehta et al., "Integrating acoustic, prosodic, and phonological features for automatic Alzheimer's detection," *ResearchGate*, 2026.
11. Y. Zhang et al., "A systematic review of NLP for dementia: tasks, datasets and opportunities," *arXiv preprint arXiv:2409.19737*, 2024.
12. H. Singh et al., "Detecting Alzheimer's disease using natural language processing of referential communication task transcripts," *IEEE Access*, vol. 11, pp. 11234–11245, 2023.
13. M. Novak et al., "Relationship between language features extracted through NLP and clinically diagnosed Alzheimer's disease and mild cognitive impairment," *BMC Neurology*, vol. 23, 2023.
14. A. Verma et al., "Artificial intelligence-driven natural language processing for identifying linguistic patterns in Alzheimer's disease," *Journal of Biomedical Informatics*, vol. 145, 2023.
15. L. Chen et al., "Human activity recognition in the deep learning era: different modalities, recent advances and emerging techniques," *IEEE Access*, vol. 10, pp. 12345–12367, 2022.
16. F. Khan et al., "Edge-AI integrated secure wireless IoT architecture for real-time healthcare monitoring and federated anomaly detection," *IEEE Internet of Things Journal*, vol. 10, no. 5, pp. 4567–4578, 2023.
17. S. Gupta et al., "Adaptive healthcare monitoring through drift-aware edge-cloud architecture," *Future Internet*, vol. 18, no. 3, 2026.
18. R. Das et al., "Augmented memory: wearable AI assistant supporting daily activities," *World Journal of Advanced Research and Reviews*, vol. 15, no. 2, 2025.
19. J. Lee et al., "Intelligent interaction strategies for context-aware cognitive augmentation," *arXiv preprint arXiv:2504.13684*, 2025.

20. A. Roy et al., “Context-aware alerting in elderly care facilities: a hybrid approach,” *Sensors*, vol. 25, no. 21, 2025.
21. N. Ali et al., “A privacy-preserving health monitoring framework using federated learning on wearable sensor data,” *MDPI Proceedings*, vol. 118, no. 1, 2026.
22. K. Sharma et al., “Secure federated learning for Alzheimer’s disease detection,” *IEEE Access*, vol. 11, 2023.
23. P. Singh et al., “Towards privacy-preserving Alzheimer’s disease classification using federated learning,” *Neurocomputing*, vol. 520, pp. 120–132, 2023.
24. M. Ahmed et al., “Privacy-preserving federated learning for in-home monitoring of elderly using wearable biometric sensors,” in *Proc. CEUR Workshop*, 2023.
25. R. Jain et al., “A privacy-preserving system for Alzheimer’s disease detection based on federated learning,” *Journal of AI Technology*, 2026, unpublished.
26. *HIPAA Journal*, “HIPAA, healthcare data, and artificial intelligence,” 2026.
27. *Censinet*, “Healthcare AI data governance: privacy, security, and vendor management best practices,” 2026.
28. *GDPR Local*, “Consent in AI applications: best practices for compliance,” 2026.
29. *European Commission*, “AI act service desk—article 26: obligations of deployers of high-risk AI systems,” 2026.