

CRIMINAL IDENTIFICATION USING PARTIAL FINGERPRINT RECONSTRUCTION METHOD

Priya Chhajer, Omkar Kadam, Deepali Agarwal, Nehal Pandey,
Prof.Soumitra Das, Prof. Sunil D Rathod.

Department Of Computer Engineering
Dr. D Y Patil School Of Engineering
Charholi (Bk), Via Lohgaon, Pune, Maharashtra 412105

Abstract: Sometimes during crime investigations police detectives find partial fingerprint at the crime scene which makes it difficult to identify the criminal. Thus we need to implement this paper to reconstruct a fingerprint from its partial print, which will later on help to identify the criminal through minutia points. . In the proposed system a reconstruction algorithm that utilizes prior knowledge of two kinds of dictionaries, orientation patch and continuous phase patch dictionaries to improve the reconstructed fingerprint. The orientation field is reconstructed from a particular minutia set produced, with help of orientation patch dictionary and the ridge pattern is reconstructed by continuous phase patch dictionary. We used three public domain fingerprint databases that demonstrates the proposed reconstruction algorithm outperforms the state-of-the-art reconstruction algorithms in terms of both: Type-I attack (matching the reconstructed fingerprint against the same impression from which minutiae set was extracted) and Type-II attack (matching the reconstructed fingerprint against a different impression of the same finger).The main objective of our project is to develop a system for providing security to the fingerprint image of a person. The novel approach is used towards reconstruction which will increase the efficiency of reconstructed fingerprint image. The reconstructed fingerprint image can be used for criminal identification which can be efficiently done by applying classification algorithm. Its more focused towards making the overall Criminal Identification system to more efficient and secured, which will in turn improve the identification of the criminal through

reconstruction of partial fingerprint found at the crime scene. This project will lead to innovation in different fields like Biometrics and Forensics.

Keywords: Orientation Patch Dictionary, Continuous Phase Patch Dictionary, minutiae set, Type-I attack, Type-II attack.

1. INTRODUCTION

Fingerprints are nothing but different lines marked on individual's fingertip. Who knew that a criminal could be easily identified from a partial print he/she left at crime scene. Every individual has its own set of unique fingerprint that could easily help the detectives to identify the criminal and save an innocent's life from getting accused for a crime he/she not even committed. Even a partial fingerprint is considered as an important clue to lead an investigation and help the police detectives to differentiate between suicides from a homicide and to bring justice for the people. To remove some workload off our detective shoulders we suggested a proposed reconstruction algorithm that increases the accuracy of getting a restored original fingerprint. Each fingerprint consists of unique features which are divided into various levels. Level 1 contains global features called as singular points (core and delta). Level 2 contains ridge ending, bifurcation, and short ridge. Level 3 contains pores, dots and incipient ridges. So, all the above levels define set of minutiae. (Fig.1)

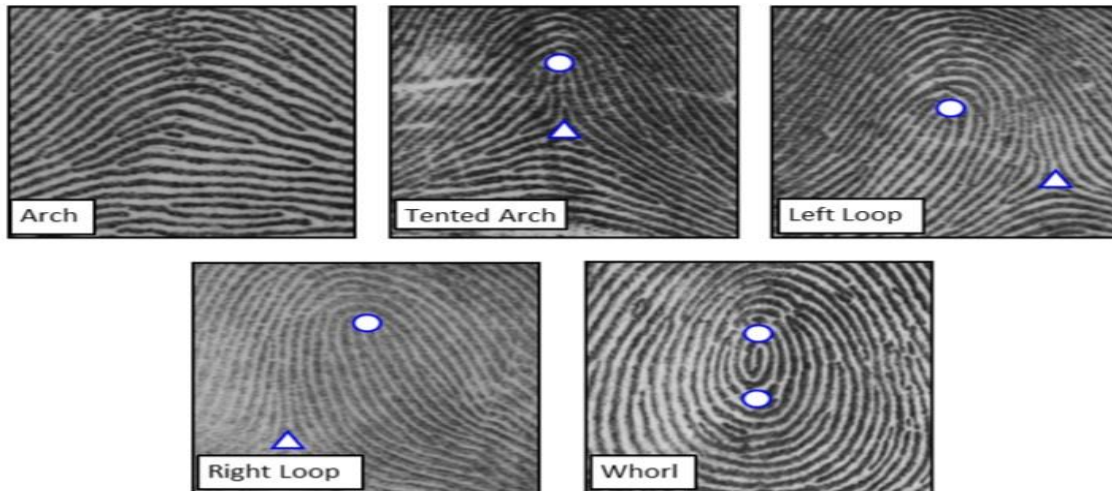


[Jianjiang Feng , Anil K. Jain ,Karthik Nandakumar (Feb 2010),Fingerprint Matching Retrieved from :<https://www.computer.org/csdl/mags/co/2010/02/mco2010020036-abs.html>]

Fig.1 it depicts various levels present on a fingerprint which contributes to set of minutiae.

The need for calculating singular points is for AFIS (Automatic Fingerprint Identification System) and for fingerprint classification. During calculation of singular points: core, which is the topmost point of innermost curving ridge and delta which is centre of triangle where three different directions flow meets, helps us to classify any fingerprint into any one of the following classes:

Arch, Left Loop, Right Loop, Tented Arch and Whorl. (Fig. 2). The proposed algorithm can be also used for the matching of reconstructed synthetic fingerprint and restore latent fingerprint images.



[Ali Ismail Awad, Kensuke Baba (Jan 2012), Global structure of fingerprint images with different classes and different singular points locations. Retrieved From: https://www.researchgate.net/figure/230772912_fig1_Figure-1-Global-structure-of-fingerprint-images-with-different-classes-and-different]

Fig.2 Five classes present to classify a fingerprint with their Global Features.

1.1 OBJECTIVE

The main objective of our project is to develop a system for providing security to the fingerprint image of a person. The novel approach is used towards reconstruction which will increase the efficiency of reconstructed fingerprint image. The reconstructed fingerprint image can be used for criminal identification which can be efficiently done by applying classification algorithm.

1.2 STRUCTURE

This paper is as follows: Section 2 consists of Literature Survey, Existing System Architecture and Taxonomy Chart, Section 3 consists of Proposed System, Problem Definition, Mathematical Model, Software Architecture and System Modules Section 4 consist of Conclusion.

2. LITERATURE SURVEY

Previous reconstruction algorithms essentially consist of two main steps: i) orientation field reconstruction and ii) ridge pattern reconstruction. The orientation field determines the ridge

direction through reconstructing minutiae. Fingerprint reconstruction is completed in ridge pattern construction through reconstructed orientation field. There are several fingerprint reconstruction algorithms been proposed for matching performance of reconstructed fingerprint with original fingerprint image it is not adequate as shown in Fig.4 This paper will implement an efficient algorithm that utilizes the prior knowledge of two dictionaries, Orientation patch dictionary and Phase patch dictionary which increases the matching performance of reconstructed partial fingerprint with respect to original fingerprint found in the database and makes sure to protect the system from spoofed fingerprints . The proposed system will work on extracting both global and local features from a given gray scale input image of partial fingerprint. The comparative results of the previously implemented reconstruction algorithm is as shown in the table.1

Comparitive Results Of Previously Implemented Reconstruction Algorithms

Algorithm	Orientation field reconstruction	Ridge pattern reconstruction	Performance evaluation	Comments
Hill	Zero-pole model	Partial skeleton reconstruction	N/A	Only partial skeleton of a fingerprint is obtained
Ross <i>et al.</i>	Minutiae triplets	Streamlines and line integral convolution	Type-I attack: 23% rank-1 identification rate on NIST SD4	Only partial fingerprint is reconstructed
Cappelli <i>et al.</i>	Modified zero-pole model	Gabor filtering	Type-I attack: 81.49% TAR ^a at 0% of FAR ^b on FVC2002 DB1 (average of eight matchers)	Many spurious minutiae appear in the reconstructed fingerprint
Feng and Jain	Nearest minutiae in eight sectors	AM-FM model	Type-I attack ^c : TAR=94.12% at FAR=0.1% on FVC2002 DB1_A and 99.70% rank-1 identification rate on NIST SD4; Type-II attack ^d : TAR=45.89% at FAR=0.1% on FVC2002 DB1_A and 65.75% rank-1 identification rate on NIST SD4 by Verifinger SDK 4.2.	Spurious minutiae and blocking effect appear in the reconstructed fingerprint.
Li and Kot	Nearest minutiae in eight sectors	AM-FM model	Type-II attack: TAR=86.48% at FAR=0.01% ^e on FVC2002 DB1_A by Verifinger SDK 6.3.	Ridge flow and ridge frequency may change in the continuous phase compared to the original fingerprint.
Cao and Jain	Orientation patch dictionary	Continuous phase patch dictionary	Type-I attack: TAR=100% at FAR=0.01% on both FVC2002 DB1_A and FVC2002 DB2_A and 100% rank-1 identification rate on NIST SD4; Type-II attack: TAR=85.23% and TAR=90.29% at FAR=0.01% on FVC2002 DB1_A and FVC2002 DB2_A, respectively, 80.55% rank-1 identification rate on NIST SD4 by Verifinger SDK 6.3.	Requires learning orientation field and ridge pattern

a TAR means true accept rate.

b FAR means false accept rate.

c Type-I attack refers to matching the reconstructed fingerprint against the same impression from which the minutiae set was extracted.

d Type-II attack refers to matching the reconstructed fingerprint against a different impression of the same finger.

e Only minutiae position and direction were used in the matching experiments. Texture information, such as ridge frequency and curvature around minutiae, were ignored.

[Kai Cao and Anil K. Jain(Jan 2015), A comparison of fingerprint reconstruction algorithms proposed in the literature Retrieved from: <http://ieeexplore.ieee.org/document/6928426/>]

Table 1: Comparative results of Previously Implemented Reconstruction Algorithms

2.1 EXISTING SYSTEM ARCHITECTURE

The proposed system mainly focuses on reconstruction algorithm and it is a step-by-step process which takes place as follows:

Input: Gray Scale Fingerprint Image.

Step 1: Identifying singular points.

Step 2: Extraction of minutiae set.

Step 3: Conversion of minutiae to orientation field using orientation patch dictionary. Orientation density value is interpolated using Delaunay Triangulation.

Step 4: Reconstruction of orientation field using orientation patch dictionary and context based optimization. Gaussian filtering is used to preserve the orientation around minutiae.

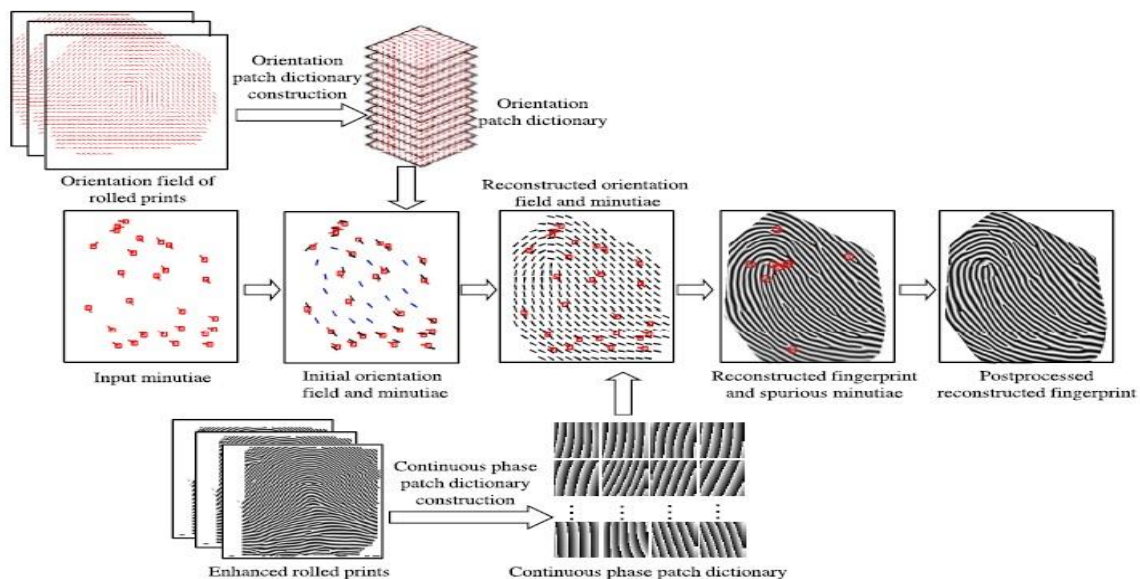
Step 5: Reconstruction of ridge pattern using continuous phase patch dictionary.

Step 6: In Fingerprint image reconstruction we find different values for initial fingerprint patch and measure the differences between orientation field and frequency field of initial fingerprint patch for reconstructed fingerprint.

Step 7: Generation of spurious minutiae in reconstructed fingerprint introduced by overlapping regions.

Step 8: Fingerprint image refinement: Removal of spurious minutiae using Global AM-FM Model. Gabor filtering is used to remove discontinuity segments and smooth the fingerprint region. After Gabor filtering demodulation is used to obtain the final reconstructed image.

Final Step: Reconstructed fingerprint image



[Kai Cao and Anil K. Jain(Jan 2015), Flowchart of the proposed reconstruction algorithm. Retrieved from: <http://ieeexplore.ieee.org/document/6928426/>]

Fig.3 Existing System Architecture

2.2 TAXONOMY CHART

Survey of Reconstruction Algorithms	Features	Input	Orientation field Reconstruction	Ridge pattern Reconstruction	Streamline construction	Continuous phase	Spiral Phase	Security	Comments on Performance
Ross et al. [1]	Global and Local	ISO template	Minutiae Triplets	Streamlines and Line Integral Convolution	Yes	Yes	No	No	Only partial fingerprint Reconstructed
Cappelli et al. [2]	Global and Local	ISO template	Modified Zero Pole model	Gabor Filtering	No	No	No	Yes	Spurious minutia appear in reconstructed fingerprint
Feng and Jain [3]	Global	Gray Scale Image	Nearest minutiae in 8 sectors	AM-FM Model	No	Yes	Yes	No	Spurious minutia and blocking effect appear in reconstructed fingerprint
Li and Kot [4]	Local	Gray Scale Image	Nearest minutiae in 8 sectors	AM-FM Model	No	Yes	No	No	Ridge flow and frequency may change in continuous phase
Jain and Kot [5]	Global	Gray Scale Image	Orientation Patch Dictionary	Continuous phase patch Dictionary	No	Yes	No	No	Requires learning of orientation field and ridge pattern
Proposed	Global and Local	Gray Scale Image	Orientation Patch Dictionary	Continuous phase patch Dictionary	Yes	Yes	Yes	Yes	-

Table 2: Taxonomy Chart

3 PROPOSED SYSTEM

The proposed system mainly focuses on increasing the accuracy of matched fingerprint to the reconstructed fingerprint and to provide Security by preventing unauthorized access for spoofed fingerprints and increasing efficiency by implementing classification technique. Thus Criminal Identification System implements partial fingerprint reconstruction and matching in the following way: In the first step that the system performs is identification and extraction of minutiae from

gray scale image. Conversion of minutiae to orientation field is done by using orientation patch dictionary. With the help of orientation field generated by the previous step helps in reconstruction of ridge pattern through continuous phase patch dictionary. After the output generated by the previous step is refined then it is sent for matching with the database and efficiency for matching has been increased by the use of classification technique.

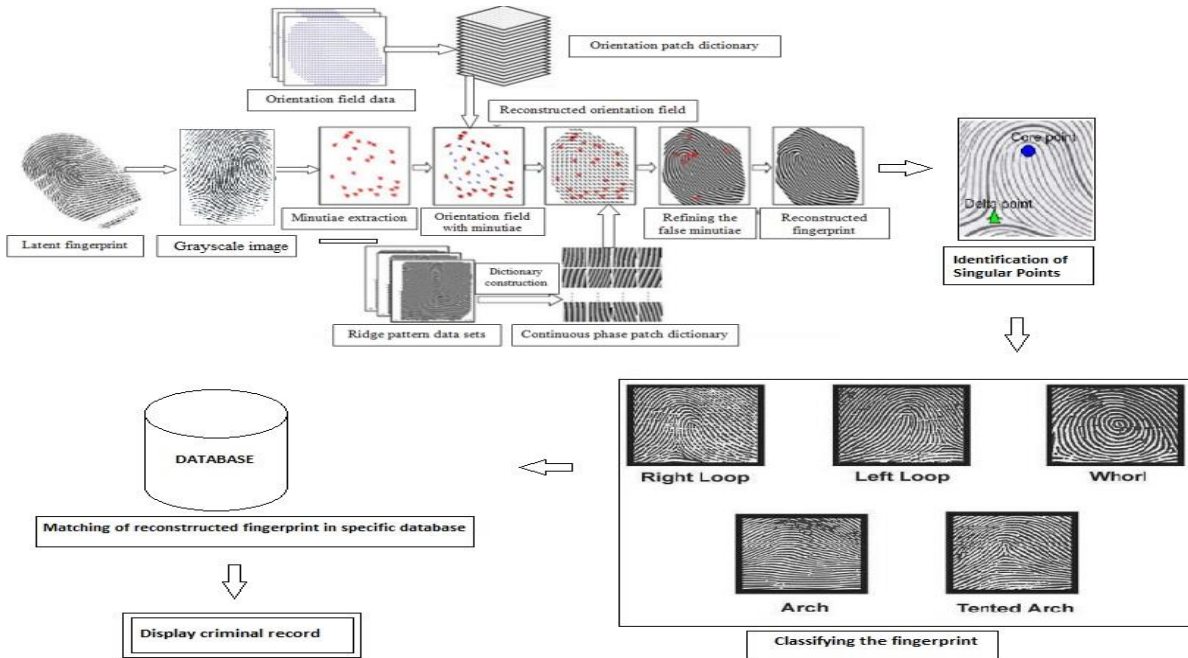


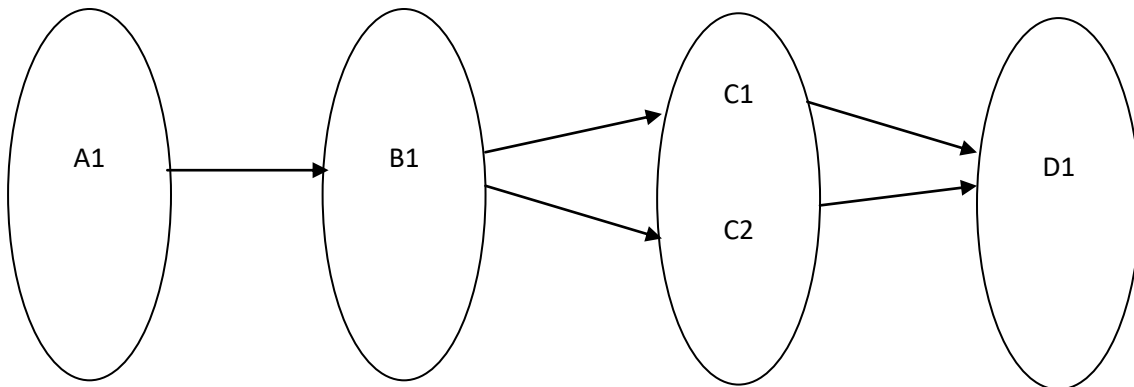
Fig.4 Proposed System Architecture

3.1 Problem Definition

To implement an application that identifies a criminal through reconstruction of partial fingerprint found at the crime scene.

3.2 Mathematical Model

Mapping diagram



Where,

A1 = User Login

B1 = Authenticate User

C1 = Fingerprint Reconstruction

C2 = Fingerprint Matching

D1 = Result

1) Set Theory

$S = \{s, e, X, Y, F\}$

S = Set of system

s = Start of the program

X = Input of the program

$X = \{A1\}$

Where,

$A1 = \{\text{Username, Password}\}$

$F = \{C1, C2\}$

Where,

$F = \{\text{Set of functions implemented to get output}\}$

Y = Output of the program

$Y = \{D1\}$

Where,

$D1 = \{\text{Reconstructed Fingerprint with Criminal Details}\}$

e = End of the program

So, in this case the problem is p class problem.

3.3 SOFTWARE ARCHITECTURE

Criminal Identification System overall working is as follows:

In the first step that the system performs is identification and extraction of minutiae from gray scale image. Conversion of minutiae to orientation field is done by using orientation patch dictionary. With the help of orientation field generated by the previous step helps in reconstruction of ridge pattern through continuous phase patch dictionary. After the output generated by the previous step is refined then it is sent for matching with the database and efficiency for matching has been increased by the use of classification technique. These system modules consist of different modules that are Reconstruction and Matching.

3.4 System Modules

3.4.1 Reconstruction

The partial fingerprint found at the crime scene is reconstructed during the reconstruction process.

3.4.2 Matching

The Identification of the criminal can be easily done during the matching process, when the reconstructed fingerprint generated by reconstruction process is matched with the known fingerprints present in the database.

4. CONCLUSION

In this paper, we used finger print reconstruction algorithm which is efficient and secured for successfully identifying the criminal using his/her partial fingerprint from an input of minutiae set.

ACKNOWLEDGEMENT

We would like to take this opportunity to thank our internal guide and Head of Computer Engineering Department, DYPSOE, Lohegaon, Pune Prof. Soumitra Das for giving us all the help and guidance we needed. We are really grateful to him for his kind support. His valuable suggestions were very helpful.

We are also grateful to our Research and Development guide, Prof. Sunil Rathod and our Project Coordinator, Prof. Amruta Chitari for their indispensable support, suggestions and motivation during the entire course of the project.

REFERENCES

- [1] D. Maltoni, D. Maio, A. K. Jain, and S. Prabhakar, *Handbook of Fingerprint Recognition*, 2nd ed. New York, NY, USA: Springer-Verlag, 2009.
- [2] *Information Technology—Biometric Data Interchange Formats—Part 2:Finger Minutiae Data*, ISO/IEC Standard 19794-2:2005, 2005.
- [3] BioLab. FVC-onGoing. [Online]. Available: <http://bias.csr.unibo.it/fvcongoing>, 2014.
- [4] C. J. Hill, "Risk of masquerade arising from the storage of biometrics," B.S. thesis, Dept. Comput. Sci., Austral. Nat. Univ., Canberra, ACT, Australia, 2001.
- [5] B. G. Sherlock and D. M. Monro, "A model for interpreting fingerprint topology," *Pattern Recognit.*, vol. 26, no. 7, pp. 1047–1055, 1993.
- [6] A. Ross, J. Shah, and A. K. Jain, "From template to image: Reconstructing fingerprints from minutiae points," *IEEE Trans. Pattern Anal. Mach. Intell.*, vol. 29, no. 4, pp. 544–560, Apr. 2007.
- [7] R. Cappelli, D. Maio, A. Lumini, and D. Maltoni, "Fingerprint image reconstruction from standard templates," *IEEE Trans. Pattern Anal. Mach. Intell.*, vol. 29, no. 9, pp. 1489–1503, Sep. 2007.
- [8] J. Feng and A. K. Jain, "Fingerprint reconstruction: From minutiae to phase," *IEEE Trans. Pattern Anal. Mach. Intell.*, vol. 33, no. 2, pp. 209–223, Feb. 2011.
- [9] S. Li and A. C. Kot, "An improved scheme for full fingerprint reconstruction," *IEEE Trans. Inf. Forensics Security*, vol. 7, no. 6, pp. 1906–1912, Dec. 2012.

- [10] F. Chen, J. Zhou, and C. Yang, "Reconstructing orientation field from fingerprint minutiae to improve minutiae-matching accuracy," *IEEE Trans. Inf. Forensics Security*, vol. 18, no. 7, pp. 1906–1912, Jul. 2009.
- [11] E. Liu, H. Zhao, L. Pang, K. Cao, J. Liang, and J. Tian, "Method for fingerprint orientation field reconstruction from minutia template," *Electron. Lett.*, vol. 47, no. 2, pp. 98–100, Jan. 2011.
- [12] Neurotechnology Inc. VeriFinger. [Online]. Available: <http://www.neurotechnology.com/verifinger.html>, 2012.
- [13] K. G. Larkin and P. A. Fletcher, "A coherent framework for fingerprint analysis: Are fingerprints holograms?" *Opt. Exp.*, vol. 15, no. 14, pp. 8667–8677, 2007.
- [14] J. Feng, J. Zhou, and A. K. Jain, "Orientation field estimation for latent fingerprint enhancement," *IEEE Trans. Pattern Anal. Mach. Intell.*, vol. 54, no. 4, pp. 925–940, Apr. 2013.
- [15] K. Cao, E. Liu, and A. K. Jain, "Segmentation and enhancement of latent fingerprints: A coarse to fine ridge structure dictionary," *IEEE Trans. Pattern Anal. Mach. Intell.*, vol. 36, no. 9, pp. 1847–1859, Sep. 2014.
- [16] L. Hong, Y. Wan, and A. Jain, "Fingerprint image enhancement: Algorithm and performance evaluation," *IEEE Trans. Pattern Anal. Mach. Intell.*, vol. 20, no. 8, pp. 777–789, Aug. 1998.
- [17] D. C. Ghiglia and M. D. Pritt, *Two-Dimensional Phase Unwrapping: Theory, Algorithms, and Software*. Hoboken, NJ, USA: Wiley, 1998.
- [18] R. M. Goldstein, H. A. Zebker, and C. L. Werner, "Satellite radar interferometry: Two-dimensional phase unwrapping," *Radio Sci.*, vol. 23, no. 4, pp. 713–720, 1988. [Online]. Available: <http://dx.doi.org/10.1029/RS023i004p00713>
- [19] NIST Special Database 4. [Online]. Available: <http://www.nist.gov/srd/nistsd4.cfm>, 2014.
- [20] E. Tabassi, C. Wilson, and C. Watson, "Fingerprint image quality," *Nat. Instit. Standards Technol.*, Gaithersburg, MD, USA, Tech. Rep. NISTIR 7151, 2004.
- [21] M. D. Garris, E. Tabassi, C. I. Wilson, R. M. McCabe, S. Janet, and C. I. Watson. (2004). *NIST Fingerprint Image Software 2*. [Online]. Available: <http://www.nist.gov/itl/iad/ig/nbis.cfm>
- [22] G. Nagy, "State of the art in pattern recognition," *Proc. IEEE*, vol. 56, no. 5, pp. 836–863, May 1968.
- [23] A. K. Jain, "Data clustering: 50 years beyond k-means," *Pattern Recognit. Lett.*, vol. 31, no. 8, pp. 651–666, 2010.
- [24] A. Blake, P. Kohli, and C. Rother, *Markov Random Fields for Vision and Image Processing*. Cambridge, MA, USA: MIT Press, 2011.
- [25] S. Chikkerur, A. N. Cartwright, and V. Govindaraju, "Fingerprint enhancement using STFT analysis," *Pattern Recognit.*, vol. 40, no. 1, pp. 198–211, 2007.
- [26] FVC2002. (2002). *Fingerprint Verification Competition*. [Online]. Available: <http://bias.csr.unibo.it/fvc2002/>
- [27] Ali Ismail Awad and Kensuke Baba, "Singular Point Detection for Efficient Fingerprint Classification", *IJNCAA*, 10-1, Hakozaki 6, Higashi-ku, Fukuoka, 812-8581, Japan, 2012
- [28] Kai Cao and Anil K. Jain "Learning Fingerprint Reconstruction: From Minutiae to Image" *IEEE*, 1, Jan. 2015